

Hill Mat

Treatment Table




Hill Laboratories
COMPANY

REFERENCE MANUAL

Congratulations!

And welcome to the Hill Laboratories family

HillLaboratories Company has been making

quality a family business since 1945.

Your Hill Mat Table is built in a tradition of

innovation and value that Hill Laboratories products

have become known for.

Our good name rests on the confidence that

your Hill Chair will provide you with solid, reliable service

for many years to come.

At Your Service

The Hill Laboratories Guarantee

Your Hill Laboratories Mat Table has been thoroughly tested and inspected before shipment. All parts are guaranteed against defect in materials for one full year from date of purchase (dealer on-site labor warranty may vary).

Tables damaged by mishandling or accident will be repaired at a reasonable charge.

All correspondence should be directed to your local dealer, or when this is not possible, to Hill Laboratories directly.

We appreciate your business and your confidence in our product. Our aim is to provide you with excellent service and satisfaction for many years to come.

Howard A. Hill

President of Hill Laboratories Company

Table Serial Number _____

Ready for use

Your Hill Mat Table comes ready to plug into any 115 v~ outlet.

Stain Resistant Vinyl Upholstery



Protective acrylic base

Encloses all interior parts

Vinyl Bumber Guard

Protects table perimeter

Recessed Legs

For easy mobility around the table

Electric Foot Pedal

for height adjustment

Specifications

Lifting Capacity

700 lbs.

Height Range - 21"- 34"

Standard Sizes

4x7', 5x7', 6x8'

Table Base Skirting

Acrylic thermo-plastic

Foam

Ultra-Cell® for comfort and shape retention

Shipping Weight

Approximately 250 - 500 lbs. depending on size

Electric Requirements

115 v~, 60 Hz., 5 A (single motor), 10 A (2 motor), where specified - 230 v~, 50 Hz.

Note: Grounding reliability can only be achieved when the equipment is connected to an equivalent receptacle marked hospital only or hospital grade. There is no EMI concern related to the safe operation of this table.

Transportation and Storage Conditions

Ambient Temperature Range:

-30°C to +60°C (-22°F to 140°F)

Relative Humidity

0% to 90% (non-condensing)

Table Care

Cleaning Your Table

Your Hill Table comes upholstered in a highly durable vinyl material. Its appearance is guarded by Prefixx™ brand protective finish. Your upholstery may be cleaned with the Hill Laboratories Vinyl Cleaner or any non-abrasive household detergent without change to surface luster. Stubborn stains can be cleaned with most common solvent cleaners such as naphtha (lighter fluid), rubbing alcohol (IPA type), toluene, Coleman gas, turpentine (paint thinner), and nail polish remover (50/50 mixture of acetone and water) with no change to surface luster or color. One hundred percent acetone can also be used for short periods but it is suggested that it first be tested on an inconspicuous area of the table.

Caution: These solvents are highly flammable; exercise proper care when cleaning with these materials and do not use near open flame or intense heat. Wear rubber gloves during all cleaning activities. When cleaning other parts of your table (besides upholstery) use only nonabrasive household detergents and water.

Cautions and Symbol Explanation

Caution: Be sure to unplug your Hill Table before performing any maintenance on the table.

Caution: The table should be checked once a year to make sure all internal and external bolts are secure.

Caution: The table should be in its lowest height position when not attended.

Caution: In case of power outage, the table will rely on the generator back-up of the facility where the table is installed for powering the table to its lowest position.

Caution: The power cord shall be located to avoid objects being rolled over or placed on top of it and also to avoid people tripping over it. Damaged cords should be replaced with another of hospital grade.

Caution: Grounding reliability can only be achieved when the equipment is connected to an equivalent receptacle marked hospital only or hospital grade.

Symbols - Each of the symbols below are used in your product labeling. An explanation of each is below.



Attention Symbol
consult accompanying
documents



**Dangerous Voltage
Symbol**



**Type BF Applied
Part Symbol**




**Ground
Symbol**



**Alternating Current
Symbol**

Table Features

Foot Pedals

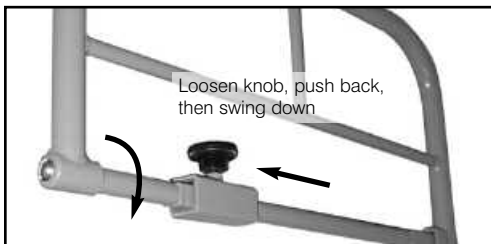


Two foot pedals may be included on your Mat Table. One, marked **Height**, controls table elevation. For Mat tables with the lift back function, a second pedal marked **Back**, controls the angle of the back cushion. Foot pedals should be carefully located so as to avoid creating a tripping hazard.



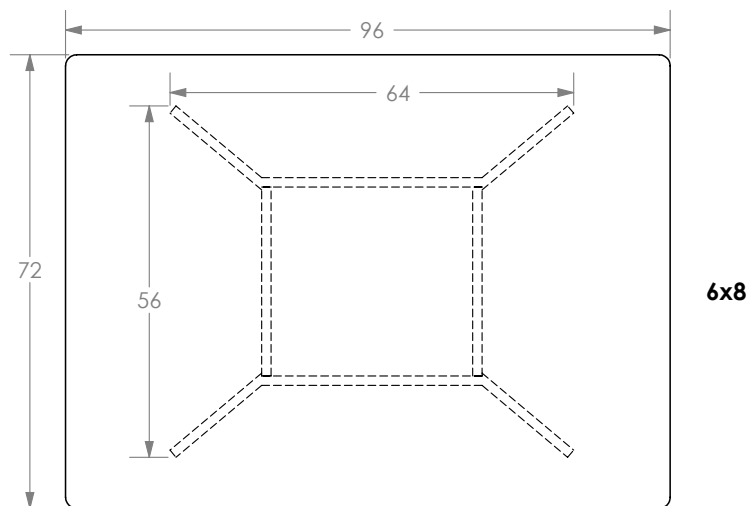
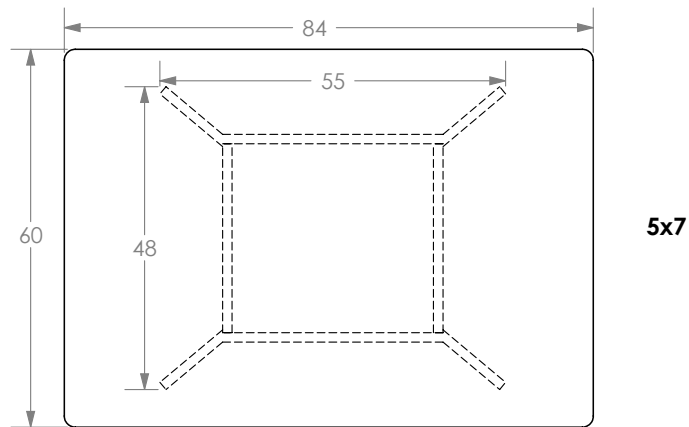
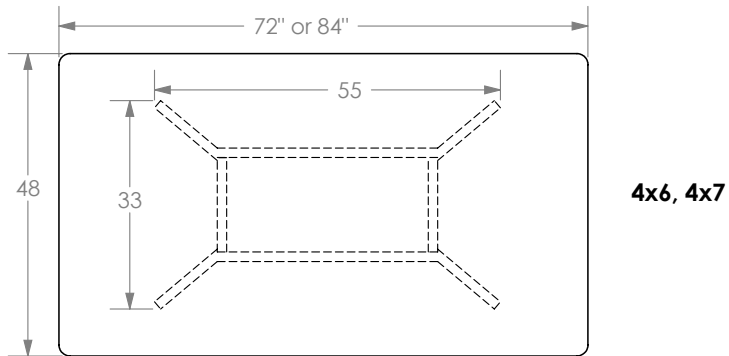
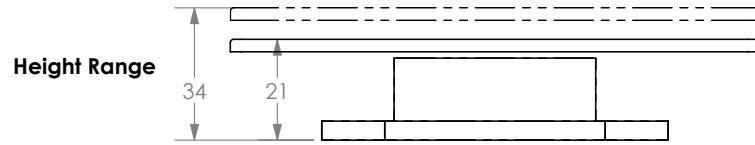
Side Rails

Optional side rails are mounted at each side of the mat cushion and very helpful for increased security while patient is positioned on the table. To move the rails to the down position, loosen the black knob (see photo), push rail towards the end of the table to disengage the square locking tube, and then swing the rail to the down position.



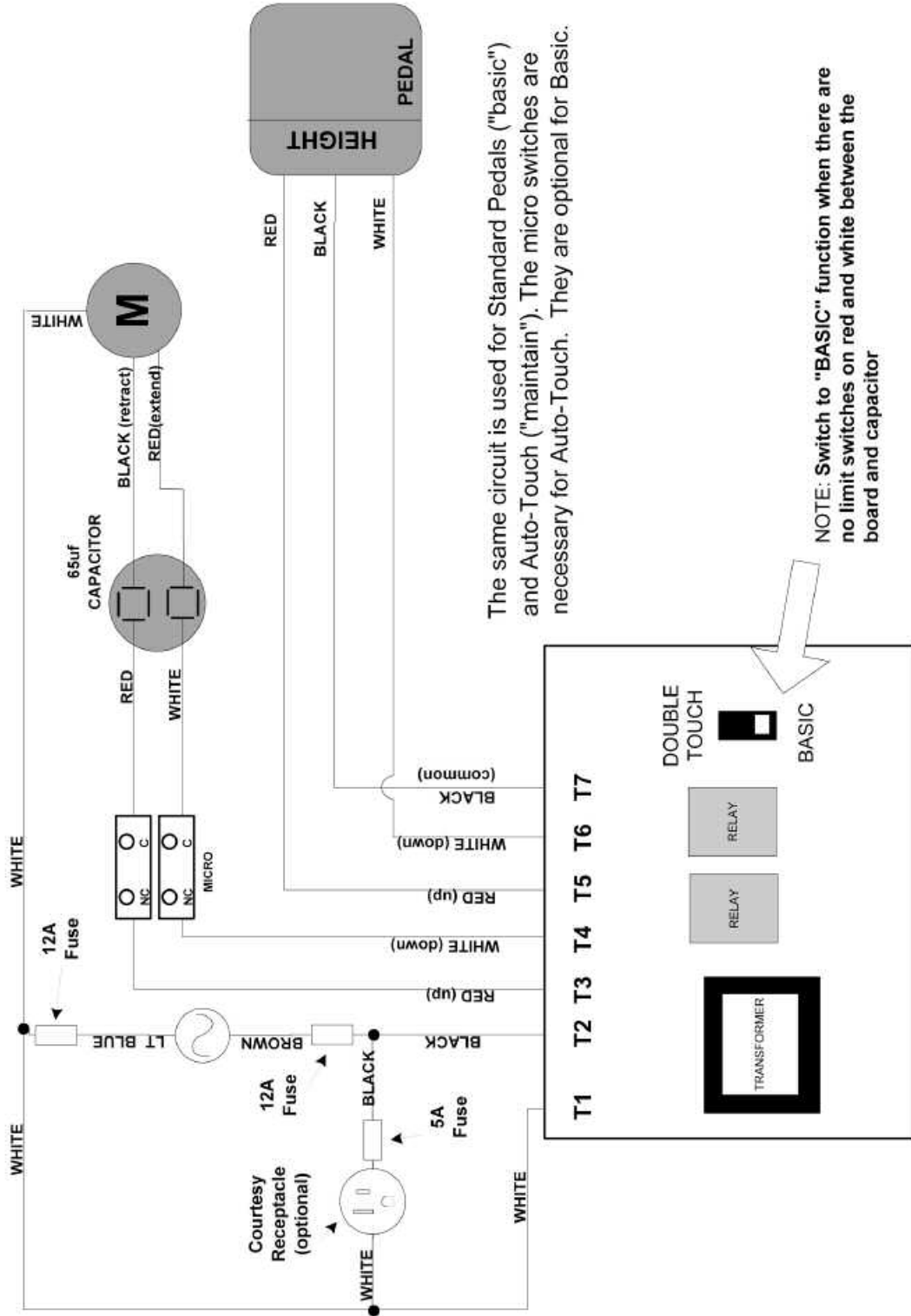
Diagrams

HA90 Dimensions



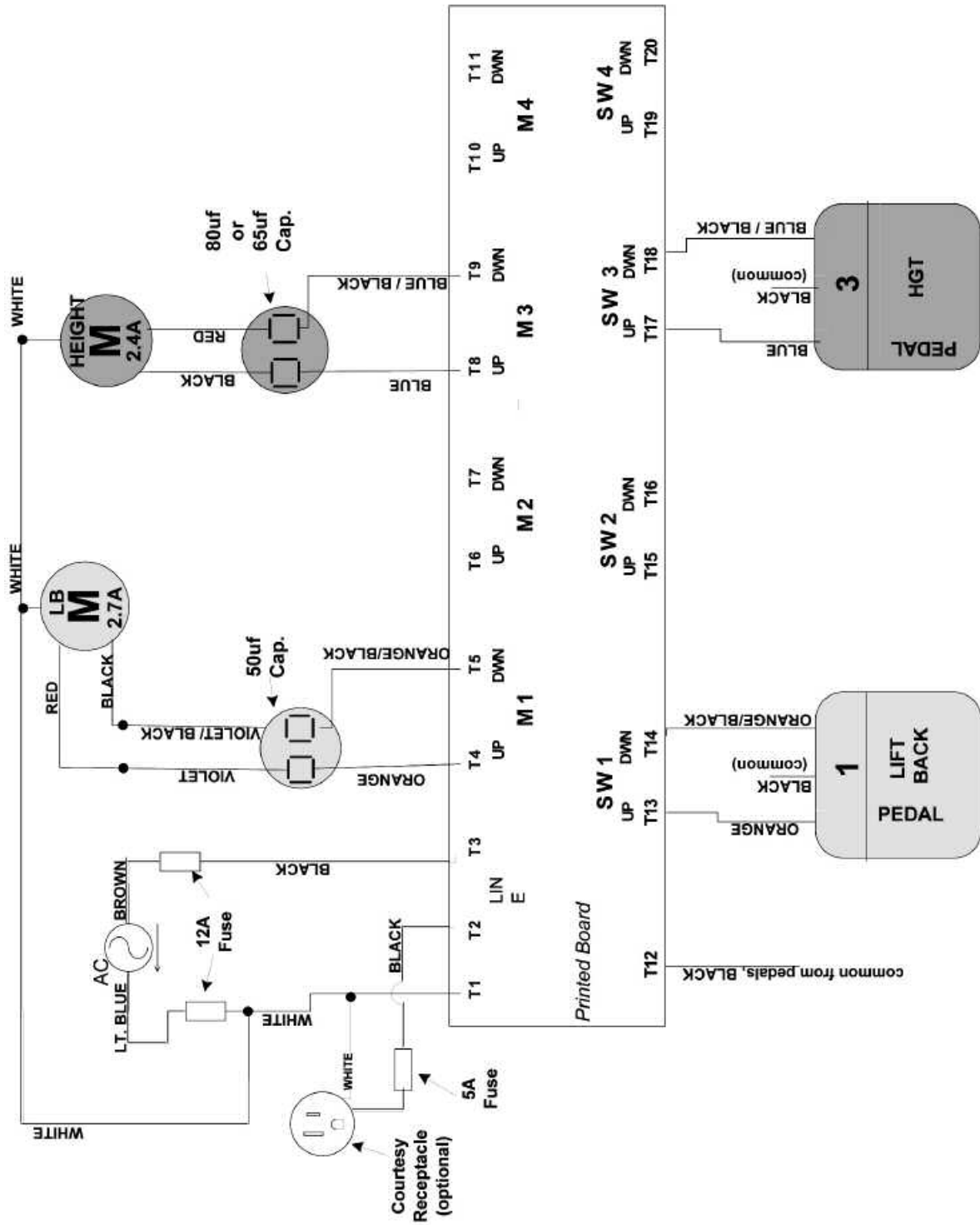
Wiring Diagrams

Single Motor Diagram



Wiring Diagrams

Two Motor Diagram



Tables Manufactured by Hill Laboratories



Anatomotor
Massage w/Traction



AFT Automatic
Flexion



Air90C



Air-Flex
w/4 Drops



Hi-Lo



HA90



HA90 Lift Back



Mat Table



PT Mobilization



Rath Mechanical
McKenzie Technique



Repex Table
McKenzie Technique



PT Tilting



HA90E



90MD



90D Dermatology
Chair



90W Wound Care Chair



Podiatry Model



Counterstrain
(multi-positional)



HA90V Tilt
Vascular/Diagnostic



HillDT
Decompression Table



P.O. Box 2028, 3 Bacton Hill Road, Frazer, PA 19355 • phone 1-877-445-5020 • 610-644-2867 • fax 610-647-6297 • www.HillLabs.com